

IT Series
LOW CAPACITY
Impact Testing Machines

Impact Testers **LOW CAPACITY**

The Model IT503 plastics impact tester, together with the Model IT504, continue to set the industry standard for versatility, ease of operation and display of information with high resolution.

These machines are capable of determining the impact resistance using either a Charpy or Izod configuration, without changing the entire pendulum. The user attaches the appropriate striking tup on the pendulum and the specimen clamp or anvils in the base of the unit to test plastics in accordance with ASTM D256 (Izod impact), ISO 179 (Charpy impact), ISO 180 (Izod impact), ASTM D6110 (Charpy impact), ASTM D4812 (Unnotched Cantilever Beam impact), ASTM D4508 (Chip impact), ASTM D950 (Adhesive Bond impact) and other similar standards.

The aerodynamically designed compound pendulum provides maximum rigidity in the direction of the impact and virtually eliminates any windage losses. Pendulum capacity is easily changed by adding on any one of seven optional weight sets.

The energy absorbed in breaking the specimen can be configured in SI, metric or English units. It is determined by an optical encoder mounted on the shaft of the machine and is based on the latched height of the hammer (relative to the zero potential energy point), the maximum post-impact height of the hammer, and the frictional losses of the machine. Energies of less than 0.03% of the pendulum capacity can be resolved and this is vastly superior to dial type displays and other currently available displays.


The IT503 is supplied as standard with a 'low blow' feature, which provides a convenient and reliable means of releasing the pendulum from a lower than usual height, so allowing testing at lower impact velocities and energy levels. Additionally, the Model IT503 is supplied with all necessary interlocked safety shielding to protect the operator and bystanders from the broken samples.

For easier and more flexible impact testing on plastics, the machines can be connected to a PC running Tinius Olsen's Horizon software for data capture and analysis.

The standard capacity range when using the compound pendulum is from 2J to 2.82J; this can be increased to a maximum of 25J, using different weight sets to take you to capacities of 5J, 50in.lb, 7.5J, 100 in.lb, 15J, 200in.lb, and 25J. Outside of this range, the compound pendulum needs to be replaced by individual pendulums. The capacities of optional pendulums range from 0.5J and 1J to 50J.




Model IT504 - In this configuration, the machine has been equipped with cold box (top cover removed). Liquid nitrogen is the typical medium used to cool the specimen.




Model IT504 - the compound pendulum has been replaced with a 50J pendulum.




Model IT503 - the model complies with CE requirements and cannot operate if the interlocked doors are open.



Selection of add-on weights for compound pendulum, strikers and supports.



Charpy configuration, with the horizontal specimen on supports in front of the anvils.



Izod configuration shown, with one end of the specimen clamped in position.



HORIZON SOFTWARE

- User-selected reporting and exporting formats.
- Built-in SPC programs for X-bar, R and frequency distribution chart/histograms.
- Test mode allows configuring, running and saving of tests and results.
- Recall mode permits viewing of previously saved results and performs database maintenance.



The primary difference between the IT503 and the IT504 is that the Model IT504 is supplied without the interlocking safety shielding.

IT503/IT504 SPECIFICATIONS		
Pendulum capacity	J	2.82
	ft.lb	2.08
	in.lb	25
Pendulum capacity with low blow	J	2.75 to 2
	ft.lb	2.03 to 1.475
	in.lb	24.38 to 17.73
Pendulum capacity with added weights	J	up to 25
	ft.lb	up to 18.44
	in.lb	up to 221.63
Drop height	m	0.61
	ft	2
Impact velocity	m/s	3.46
	ft/s	11.35
Dimensions* (WxDxH) (For Model IT503)	mm	660 x 380 x 840
	in	26 x 15 x 33
Weight	kg	110
	lb	240

*Width of machines includes total swing clearance
Specifications are subject to change without notice

OPTIONAL FEATURES

- Low temperature chambers
- Separate 0.5J, 1J and 50J hammers

Key features

- Aerodynamic compound pendulum.
- Selectable energy units of J, in.lbf, ft.lbf, kgf.m and kgf.cm.
- Selectable impact resistance/strength calculations in ft.lbf/in, J/m, in.lbf/in, kgf.m/m, ft.lbf/in², kJ/m², in.lbf/in² or kgf.m/m².
- Break type input options of complete, hinge, partial, non-break and necking.
- Automatic or manual toss correction.
- Auto-calibration for bearing windage and friction.
- Automatic or manual update of specimen number.
- Real-time display of energy is available for verifying the display accuracy against traceable measurements of pendulum height and weight.
- On the Model IT503, interlocked safety doors ensure that the pendulum cannot be released with the doors open.

MODEL 899 SPECIMEN NOTCHER

The Tinius Olsen Model 899 Impact Specimen Notcher for Plastics is designed to machine a notch in a plastic specimen in accordance with ISO 179, ISO 180 (type A notch specimen), ASTM D256 and ASTM 6110.

Prior to performing tests, the specimens must be notched in order to create a stress riser and to predict the point of fracture. The Tinius Olsen Model 899 Impact Specimen Notcher for Plastics can accurately machine up to



28 3.2mm (1/8in) thick specimens at one time.

The Model 899 Specimen notcher features an air cooling system that directs air flow at the cutting


area to reduce the risk of thermal degradation of the specimens. A clear safety cover over the cutting area protects the operator, while doubling as an attachment for

a vacuum system (not supplied) to remove chips from the cutting area.

After samples are loaded, the operator initiates the automatic notching cycle by simply pressing a button. Both cutter speed and feed rate are adjustable to work with a variety of materials.

After the notching process is completed, the notch depth can be verified by using the Model 799 Notch Depth Verification Device.

Optional cutting tools are available to produce ISO type B and C notches.





IT Series

LOW CAPACITY

Impact Testing Machines

www.tiniusolsen.com
info@tiniusolsen.com

- Horsham, PA, USA • Redhill, Surrey, UK
- Noida, UP, India • Shanghai, PR China

Tinius Olsen